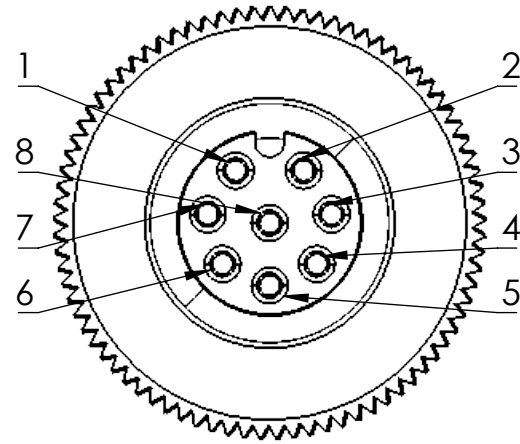



ClearPath[®] Motor IP66K/IP67 Control Cable

M12 A-coded (Female) to M12 A-coded (Female), 55ft [16.8m]

PN: CPMS-CABLE-CTRL-AA660

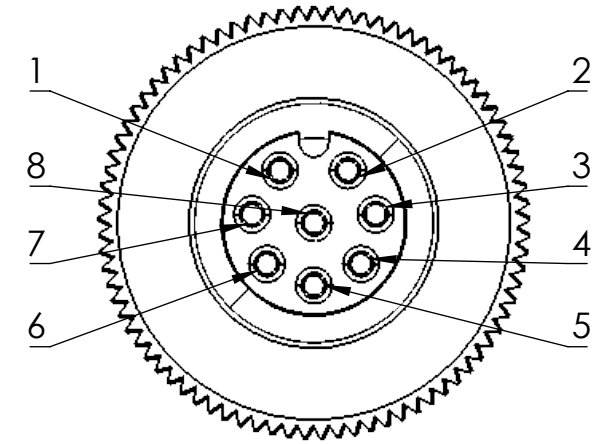
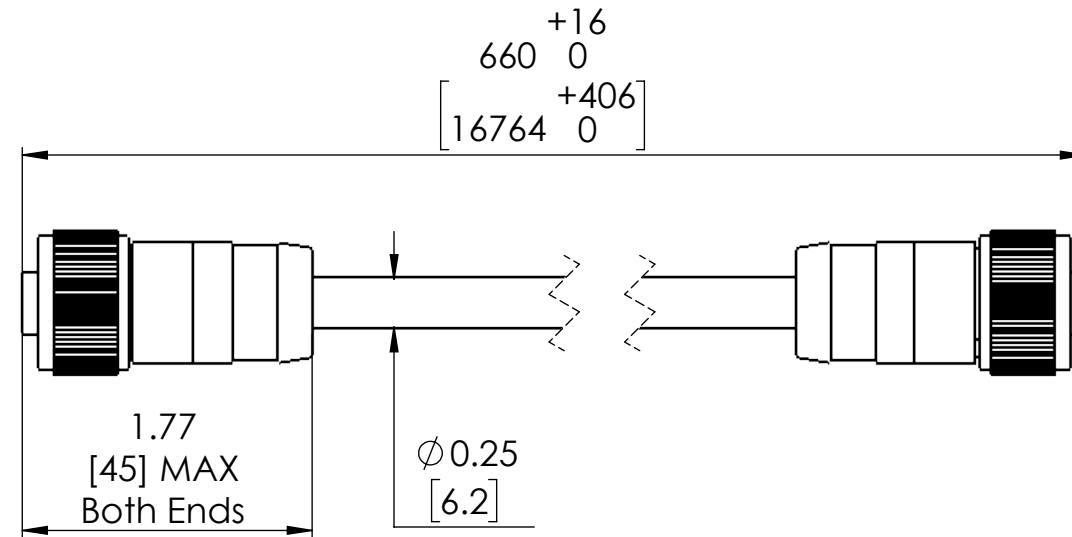
All dimensions are in inches [mm] unless otherwise noted.
Sheet Scale 1:1 unless otherwise noted



P1 M12 A-coded (Female)

Front View

Scale 3:1



P2 M12 A-coded (Female)

Front View

Scale 3:1

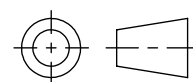
Terminal Assignment Table

P1 Terminal	Wire Size	Wire Color	MC/SD Signal Name	IP/SC Signal Name	P2 Terminal
1	22-24 AWG	Green	HLFB+	Data- (from motor)	1
2	22-24 AWG	Black	Input B+	Input B+	2
3	22-24 AWG	White	Input A+	Input A+	3
4	22-24 AWG	Blue	Enable+	Data+ (to motor)	4
5	22-24 AWG	Red	HLFB-	Data+ (from motor)	5
6	22-24 AWG	Yellow	Input B-	Input B-	6
7	22-24 AWG	Brown	Input A-	Input A-	7
8	22-24 AWG	Orange	Enable-	Data- (to motor)	8

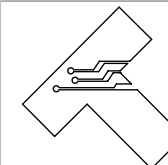
Teknic, Incorporated

Victor, NY 14564 USA

This document and related electronic files are the sole property of Teknic, Incorporated and contain proprietary information.



Third-Angle Projection



Additional documentation including product specifications, up-to-date compliance information, and manuals can be downloaded from Teknic's website.

Visit <https://www.teknic.com/> to access that documentation.

DWG. NO./REV

D1239/D

TITLE: ClearPath[®] IP66K/IP67 Motor Cables

3

of 4
Sheets